

MINUTES FOR THE BOARD MEETING OF MARCH 24, 2021
FOR THE BOARD OF COMMISSIONERS OF
THE ENGLEWOOD AREA FIRE CONTROL DISTRICT

Wednesday, March 24, 2021, 9:00 A.M.
Meeting held at
Englewood Fire Administration Office
516 Paul Morris Drive, Englewood, FL 34223

The meeting was called to order at 9:00 A.M. by Chairman, Mr. Davison. Those present were: Mr. Davison, Mr. Benedetti, Mr. Loisell, Mr. Kimberlin, Mr. Knauf, Lori Emery and Chief Easton.

CONSENT AGENDA FROM LAST MONTHS MEETING

Mr. Davison asked if there were any questions, corrections or additions to the consent agenda from the February 18, 2021 Board Meeting. Mr. Benedetti made a motion to accept the consent agenda and financials subject to audit. It was seconded by Mr. Kimberlin and the motion passed unanimously.

PUBLIC COMMENTS

No one wished to address the Board at this time.

UNFINISHED BUSINESS

Chief Easton updated the Board about the Maintenance Technician position. He has selected a candidate, Gary Moline and Gary is scheduled to begin his employment with the department on March 28, 2021.

Chief Easton updated the Board about the SAFER grant. Chief Easton did complete the application and the request was for eight (8) positions; approximately \$2.6 million of funding over a three (3) year period. A long discussion ensued.

Chief Easton spoke to the Board about the Winchester Ranches. The planning commission passed the Critical Area Plan for this development and now is scheduled to be voted on at the County Commissioner meeting on April 4, 2021. Chief Easton then went onto to say that after the County Commissioner meeting, he will be meeting with the developers along with other dignitaries to discuss the new Fire Station; possibly a shared facility for this development. A long discussion ensued.

Chief Easton spoke briefly about the CDBG-CV Grant he had applied for. He received notification that our District was not eligible for this grant but was encouraged to apply as a sub-recipient from Sarasota County. Chief Easton has reached out to Sarasota County to obtain further instruction and will update the Board at a later date.

Chief Easton updated the about the ground water sampling at the training center. He has spoken to an environmental attorney and is requesting the Boards approval to retain Ronald Noble as counsel to communicate with the Department of Environmental Protection (DEP). A short discussion ensued. Mr. Benedetti made a motion to approve Chief Easton to retain Attorney Ronald Noble to communicate with the DEP. It was seconded by Mr. Loisell, Mr. Kimberlin abstained and the motion passed.

NEW BUSINESS

Mr. Davison opened the New Business with the introduction of the new Commissioner, Mark Knauf Ms. Emery performed the Swearing-In of Mr. Knauf; asking him to raise his right hand and repeat the Oath of Office. Once the Swearing-In was complete, Mr. Knauf executed the Oath of Office by signing along with a Notary present.

Chief Easton addressed the Board about his recommendations to amend and/or replace Resolution 2013-1354 to reflect a fee schedule to include the Fire Boat charges and personnel for Special Events. A small discussion ensued. Mr. Loisell made a motion to approve Resolution 2021-1407 (which replaces Resolution 2013-1354). It was seconded by Mr. Benedetti and the motion passed unanimously.

Chief Easton provided a copy of the GSG Annual Schedule to the Board. Chief Easton indicated that Sandy with GSG should have the rate scenarios to review at the next meeting to begin budget discussions.

Chief Easton spoke to the Board about the listing of vacant land at 407 Boundary Blvd, Englewood. He has received a contract for full asking price of \$24,900. Chief Easton is requesting to accept the offer with a closing of April 14, 2021 with all proceeds to be placed in the Construction Reserve. Mr. Kimberlin made a motion to accept the contract and it was seconded by Mr. Knauf and the motion passed unanimously. Resolution 2021-1408 Sale of Property.

Chief Easton spoke to the Board about his concerns of a recent House Bill 1103 / Senate Bill 1624 which specifically effect Special Districts. Chief Easton went onto say that if it passes, the District will be required to do performance audits every 5 years with an estimated cost of \$10k-110k. Chief Easton has sent correspondence to the local Senators to communicate his concerns and his desire to have it opposed. He is also scheduled to travel to Tallahassee to follow this matter and will update the Board at a later date.

Chief Easton provided an update about the staff members attending Paramedic School. He indicated the four (4) Firefighters currently enrolled are scheduled to complete the course in May and he's enthusiastic to get four (4) more enrolled for the July course; scheduled to complete June 2022. A small discussion ensued. Mr. Kimberlin made a motion to approve the enrollment of four (4) more Firefighters to attend Paramedic school and tuition costs be covered by Impact Fee funds. It was seconded by Mr. Benedetti and the motion passed unanimously.

Chief Easton wanted to mention some upcoming events. National Vietnam War Veterans Day is March 29, 2021 and the local Englewood VFW (550 N. McCall Road) will be holding an event to honor veterans. Chief Easton has arranged for staff and the ladder engine to be there but encourages anyone can attend and show their support.

Chief Easton updated the Board that his vehicle, 2021 Ford Expedition was scheduled to arrive today.

OPEN TO THE PUBLIC:

No Public comment at this time.

DVP COMMENT:

No comment from the DVP at this time.

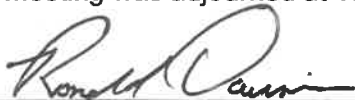
COMMISSIONER COMMENTS:

Mr. Kimberlin welcomed Mr. Knauf to the Fire Board.

Mr. Benedetti requested a Department Chaplin be added to next months Agenda for discussion.

Mr. Davison welcomed Mr. Knauf to the Fire Board and looks forward to working with him.

The meeting was adjourned at 10:15am.



Ron Davison, Chairman

DATED: 04/28/2021



Attest

DATED: 4/28/2021

**ENGLEWOOD FIRE DISTRICT
FIRE RESCUE ASSESSMENT UPDATE PROJECT
CRITICAL EVENTS SCHEDULE 2021-22**
(4th Wednesday at 9:00 am)

Project Manager: Sandi Walker

EVENT	DATE
GSG prepares and monitors the critical events schedule to meet statutory deadlines	March 2021
GSG assists in administration and maintenance of the District's current Assessment Program including the Assessment Roll Databases	Periodically through project term
GSG provides advice and assistance with District's Assessment Roll Issues	Periodically through project term
GSG Calculates Rate Scenarios	April 2021
GSG Imports/Compiles/Analyzes Property Appraiser Data	May - June 2021
District Provides Sarasota and Charlotte County Property Appraisers with date, time and location of public hearing and any revisions to contact information	June 14, 2021
GSG Creates Assessment Rolls	June - July 2021
GSG Confirms Final Rates and Revenue Generation with District	June 21, 2021
GSG provides Assessment Roll to Sarasota County Property Appraiser for TRIM*	By July 9, 2021
GSG provides Assessment Roll to Charlotte County Property Appraiser for TRIM*	By July 16, 2021
GSG provides Notice Rolls to District	August 2021
Sarasota County Property Appraiser mails TRIM notices to affected property owners*	By August 20, 2021
Charlotte County Property Appraiser mails TRIM notices to affected property owners*	By August 23, 2021
District advertises Notice of Public Hearing to adopt Annual Assessment Resolution	By August 23, 2021
GSG Updates Assessment Rolls with Corrections and Updates Received From District	August - September 2021
Public Hearing to adopt Annual Assessment Resolution (specially set at 5:01 p.m.)	September 13, 2021 ¹
GSG Extends Final Rates to Updated Assessment Rolls to Create Final Assessment Rolls	September 14, 2021
GSG Exports/Transmits Final Assessment Rolls to Sarasota and Charlotte County Tax Collectors	By September 15, 2021
District Certifies Non-Ad Valorem Assessment Rolls to Sarasota and Charlotte County Tax Collectors	By September 15, 2021

cc: Kevin Easton, Fire Chief (keaston@englewood-fire.com); Krista Powell (kpowell@englewood-fire.com)

¹ Assumes TRIM notices will be mailed no later than August 23, 2021
*Contingent upon TRIM Schedules

RESOLUTION NO. 2021-1406

ENGLEWOOD, FLORIDA

**BOARD OF FIRE COMMISSIONERS, SEAT 4 – MARK KNAUF
FOR THE ENGLEWOOD AREA FIRE CONTROL DISTRICT**

ADOPTED: March 24, 2021

RESOLUTION NO. 2019 - 1400

**BOARD OF FIRE COMMISSIONERS, SEAT 4
FOR THE ENGLEWOOD AREA FIRE CONTROL DISTRICT**

A RESOLUTION OF THE BOARD OF FIRE COMMISSIONERS OF THE ENGLEWOOD AREA FIRE CONTROL DISTRICT, ENGLEWOOD, FLORIDA, RELATING TO APPOINTING MARK KNAUF AS FIRE COMMISSIONER FOR FIRE BOARD, SEAT NO. 4, ENGLEWOOD AREA (DISTRICT), COUNTY OF CHARLOTTE AND SARASOTA, STATE OF FLORIDA.

WHEREAS, the Board of Fire Commissioners of Englewood, FL (the District), has previously established a paid position of Fire Commissioner for the Englewood Area Fire Control District; and,

WHEREAS, there exists a need to appoint and fill a vacant unexpired term of Fire Commissioner immediately with the Englewood Area Fire Control District, Englewood, County of Charlotte and Sarasota; and


WHEREAS, such position will be filled for the purpose of the Englewood Area Fire Control District, Englewood, Florida; and

NOW, THEREFORE, BE IT RESOLVED BY THE BOARD OF FIRE COMMISSIONERS OF THE ENGLEWOOD AREA FIRE CONTROL DISTRICT, ENGLEWOOD, FLORIDA, HEREBY APPOINT MARK KNAUF TO FILL SAID POSITION.

PASSED AND DULY ADOPTED BY THE BOARD OF FIRE COMMISSIONERS OF THE ENGLEWOOD AREA FIRE CONTROL DISTRICT, ENGLEWOOD, FLORIDA, this ___12th day of September, 2019.

BOARD OF FIRE COMMISSIONERS
OF THE ENGLEWOOD AREA FIRE
CONTROL DISTRICT, ENGLEWOOD,
FLORIDA

Attorney for the Englewood Area Fire
Control District


Lori Wellbaum Emery, Esquire

ATTEST:

By:


Clerk

By: 
Chair

By: 
Vice Chair

By: 
Secretary/Treasurer

By: 
Commissioner

RESOLUTION NUMBER: 2021-1408
BOARD MEETING OF THE BOARD OF COMMISSIONERS FOR THE
ENGLEWOOD AREA FIRE CONTROL DISTRICT

NOW THEREFORE, BE IT RESOLVED: That a duly held Board Meeting of the Board of Commissioners for the Englewood Area Fire Control District was held March 24, 2021 at 9:00 A.M., held at Englewood Fire Administration Office located at 516 Paul Morris Dr., Englewood, FL 34223 and a quorum of the Board, Mr. Davison, Mr. Benedetti, Mr. Loiseil and Mr. Kimberlin were present. Mr. Kimberlin made a motion, and the motion was seconded by Mr. Loiseil and passed unanimously, to authorize Ronald Davison, Chairman, to do all things necessary to execute any and all documents, including but not limited to the real estate contract, deeds, affidavits and all other closing documentation for the sale of the following described property, for the total sum of Twenty-Four Thousand, Nine Hundred Dollars (\$24,900.00):

Lot 1004, ROTONDA WEST, PINEHURST, according to the plat thereof as recorded in Plat Book 8, Page 12, Public Records of Charlotte County, Florida



RONALD DAVISON, as Chairman

ATTESTED BY:


KRISTA POWELL, as Secretary

THIS IS TO CERTIFY that I am the duly elected, qualified and acting Secretary of ENGLEWOOD AREA FIRE CONTROL DISTRICT, a special taxing district of the State of Florida, and that the above and foregoing Resolution, which has not been amended, revoked or rescinded as of the date hereof, was duly adopted by the Board of Commissioners, a quorum being present, at a board meeting of the Board of Directors duly called and held on March 24, 2021.

IN WITNESS WHEREOF I have hereunto set my hand and our seal this 6th day of April, 2021.


KRISTA POWELL


STATE OF FLORIDA)
COUNTY OF SARASOTA)

SWORN TO and subscribed before me this 6 day of April, 2021, by KRISTA POWELL, as Secretary of ENGLEWOOD AREA FIRE CONTROL DISTRICT, a special taxing district of the State of Florida.

(SEAL)



JOLANDA DEWAARD
Commission # HH 081448
Expires March 20, 2025
Bonded thru Budget Notary Services


Notary Public's Signature
Jolanda DeWaard
Notary Public's Printed Name

Englewood Area Fire Control District-IMPACT FEE
Balance Sheet - IMPACT FEE
As of March 31, 2021

March 31, 2021

ASSETS

Checking/Savings	
101.300 · CB-Impact Fee	242,820.87
Total Checking/Savings	<u>242,820.87</u>
Total Current Assets	<u>242,820.87</u>
TOTAL ASSETS	<u><u>242,820.87</u></u>

LIABILITIES & EQUITY

Equity

30000 · Opening Balance Equity	33,393.55
32000 · Retained Earnings	143,663.55
Net Income	65,763.77
Total Equity	<u>242,820.87</u>
TOTAL LIABILITIES & EQUITY	<u><u>242,820.87</u></u>

PREPARED BY: Jolanda DeWaard
Jolanda DeWaard, Office Mgr/Bookkeeper

DATE 4/7/21

REVIEWED BY: Kevin Easton
Kevin Easton, Fire Chief

DATE 4/28/21

SUBMITTED BY: William Kimberin
William Kimberin, Secretary-Treasurer

DATE 4/28/21

09:23 AM
April 07, 2021
Accrual Basis

Englewood Area Fire Control District-IMPACT FEE
Profit & Loss Monthly YTD
March 2021

	<u>MARCH 2021</u>	<u>Oct 20 - Sept 21</u>
INCOME		
324.000 · IMPACT FEES	15,651.84	65,382.52
361.103 · INTEREST	59.67	381.25
Total Income	<u>15,711.51</u>	<u>65,763.77</u>
GROSS PROFIT	<u>15,711.51</u>	<u>65,763.77</u>
NET INCOME/EXPENSE	<u>15,711.51</u>	<u>65,763.77</u>
TOTAL NET INCOME	<u><u>15,711.51</u></u>	<u><u>65,763.77</u></u>

PREPARED BY: Jolanda DeWaard
Jolanda DeWaard, Office Mgr/Bookkeeper

DATE 4/7/21

REVIEWED BY: Kevin Easton
Kevin Easton, Fire Chief

DATE 4/20/21

SUBMITTED BY: William Kimberlin
William Kimberlin, Secretary-Treasurer

DATE 4/28/21

Englewood Area Fire Control District
Balance Sheet
As of March 31, 2021

March 31, 2021

ASSETS

Checking/Savings

101.100 · CB-Operating Acct	99,628.18
101.200 · CB-Depository/Savings Acct	3,991,298.19
101.400 · CB-Construction Reserve Funds	700,205.03
101.450 · CB-General Operating Reserve	1,133,586.43
101.500 · CB-Vehicle Reserve Acct	749,414.83
101.550 · CB-Specialty Equipmt Reserve	302,998.60
101.650 · CB-Health Insurance Reserve	55,458.68
101.700 · FL FIT Const Resrv #9129	56,638.27
101.900 · Petty Cash	50.00

Total Checking/Savings 7,089,278.21

Accounts Receivable

115.000 · Accounts Receivable	9,010.00
115.050 · Inspection Receivable	2,016.25
115.300 · EMS Receivable	6,877.17

Total Accounts Receivable 17,903.42

Total Current Assets 7,107,181.63

TOTAL ASSETS 7,107,181.63

LIABILITIES & EQUITY

LIABILITIES

Current Liabilities

Accounts Payable 466,604.82

Total Current Liabilities 466,604.82

Long Term Liabilities

203.910 · N/P-Fifth Third #00059 Training 388,993.47

203.920 · N/P-CBank #7808 - Admin 274,866.50

203.950 · N/P-USbancorp #74-001 2018 Trks 1,005,454.65

Total Long Term Liabilities 1,669,314.62

Total Liabilities 2,135,919.44

EQUITY

273.000 · Opening Balance Equity (1,302,624.87)

278.000 · Retained Earnings 2,720,419.46

Net Income/Loss 3,553,467.60

Total Equity 4,971,262.19

TOTAL LIABILITIES & EQUITY 7,107,181.63

PREPARED BY: Jolanda DeWaard
Jolanda DeWaard, Office Mgr/Bookkeeper

DATE 4/16/21

REVIEWED BY: Kevin Easton
Kevin Easton, Fire Chief

DATE 4/28/21

SUBMITTED BY: William Kimberlin
William Kimberlin, Secretary-Treasurer

DATE 4/28/21

Englewood Area Fire Control District
2020-2021 Profit & Loss Budget Actual - Month/YTD
March 2021

	MARCH 2021	Oct 2020 - Sept 2021	YTD Budget	\$ +/- Budget	% of Budget
INCOME					
311.000 · NON-AD VALOREM TAXES					
311.001 · Assessments-Charlotte County	161,642.50	5,134,406.30	5,939,282.00	(804,875.70)	86.45%
311.002 · Assessments-Sarasota County	73,298.02	2,378,564.73	2,704,678.00	(326,113.27)	87.94%
311.003 · LESS 3% - NON-AD VALOREM TAXES	0.00	0.00	(259,319.00)	259,319.00	0.0%
Total 311.000 · NON-AD VALOREM TAXES	234,940.52	7,512,971.03	8,384,641.00	(871,669.97)	89.6%
329.000 · FIRE INSPECTIONS	1,610.00	6,100.00	7,500.00	(1,400.00)	81.33%
335.210 · STATE REV SHARING-FF SUPP COMP	4,530.00	9,060.00	18,720.00	(9,660.00)	48.4%
361.100 · INTEREST	1,813.99	9,929.73	5,000.00	4,929.73	198.6%
362.000 · RENTS & ROYALTIES					
362.020 · Cell Tower Revenue - Sta 1 & 2	3,845.17	22,908.97	45,250.00	(22,341.03)	50.63%
362.030 · Rental Revenue - Station 1 & 3	4,772.74	28,636.44	55,600.00	(26,963.56)	51.5%
Total 362.000 · RENTS & ROYALTIES	8,617.91	51,545.41	100,850.00	(49,304.59)	51.11%
TOTAL INCOME	251,512.42	7,589,606.17	8,516,711.00	(927,104.83)	89.11%
GROSS PROFIT	251,512.42	7,589,606.17	8,516,711.00	(927,104.83)	89.11%

Englewood Area Fire Control District
2020-2021 Profit & Loss Budget Actual - Month/YTD
 March 2021

	MARCH 2021	Oct 2020 - Sept 2021	YTD Budget	\$ +/- Budget	% of Budget
EXPENSE					
522.10 · PERSONNEL SERVICES					
522.11 · EXECUTIVE SALARIES					
1 Commissioners (5)	2,000.00	14,500.00	30,000.00	(15,500.00)	48.33%
2 Chief	9,230.76	59,999.94	120,000.00	(60,000.06)	50.0%
3 Assistant Chief	7,846.16	51,000.04	102,810.00	(51,809.96)	49.61%
Total 522.11 · EXECUTIVE SALARIES	19,076.92	125,499.98	252,810.00	(127,310.02)	49.64%
522.12 · REGULAR SALARY & WAGES					
12.000 · Regular CONTRACT Salaries					
Firefighters	288,433.28	1,817,836.66	3,612,681.00	(1,794,844.34)	50.32%
Longevity Contract	1,000.00	27,078.00	64,724.00	(37,646.00)	41.84%
Stipend	39,808.72	39,808.72	39,850.00	(41.28)	99.9%
Supervisor Pay	3,945.00	24,832.27	60,000.00	(35,167.73)	41.39%
Total 12.000 · Regular CONTRACT Salaries	333,187.00	1,909,555.65	3,777,255.00	(1,867,699.35)	50.55%
12.100 · Regular NON-CONTRACT Salaries					
Accounting/Administrative	7,454.46	48,453.99	95,962.00	(47,508.01)	50.49%
Fire Inspector	3,790.42	24,637.73	48,797.00	(24,159.27)	50.49%
Total 12.100 · Regular NON-CONTRACT Salaries	11,244.88	73,091.72	144,759.00	(71,667.28)	50.49%
Total 522.12 · REGULAR SALARY & WAGES	344,431.88	1,982,647.37	3,922,014.00	(1,939,366.63)	50.55%

Englewood Area Fire Control District
2020-2021 Profit & Loss Budget Actual - Month/YTD
March 2021

	MARCH 2021	Oct 2020 - Sept 2021	YTD Budget	\$ +/- Budget	% of Budget
522.14 · OVERTIME	10,761.92	94,311.15	155,000.00	(60,688.85)	60.85%
522.15 · SPECIAL PAY	1,510.00	18,622.50	58,720.00	(40,097.50)	31.71%
522.16 · COMPENSATED ANNUAL LEAVE	0.00	0.00	10,000.00	(10,000.00)	0.0%
522.17 · COMPENSATED SICK LEAVE	0.00	66,249.79	95,000.00	(28,750.21)	69.74%
522.18 · COMPENSATED COMPENSATORY LEAVE	0.00	0.00	10,000.00	(10,000.00)	0.0%
522.21 · FICA TAXES	6,037.79	37,105.10	87,000.00	(49,894.90)	42.65%
522.211 · FICA-Medicare Correction	0.00	(107.06)			
522.22 · RETIREMENT CONTRIBUTIONS					
Firefighter Pension Trust-Dist	410,015.64	870,146.80	1,779,000.00	(908,853.20)	48.91%
FRS Retirement Contributions	1,124.49	7,309.19	15,000.00	(7,690.81)	48.73%
Total 522.22 · RETIREMENT CONTRIBUTIONS	411,140.13	877,455.99	1,794,000.00	(916,544.01)	48.91%
522.23 · LIFE & HEALTH INSURANCE					
23.001 · Insurance-Dental/Medical					
Dental Insurance	1,466.10	8,080.50	16,630.00	(8,549.50)	48.59%
Medical/Health Insurance	35,060.59	202,214.11	408,570.00	(206,355.89)	49.49%
Vision	349.37	1,937.28	4,200.00	(2,262.72)	46.13%
Total 23.001 · Insurance-Dental/Medical	36,876.06	212,231.89	429,400.00	(217,168.11)	49.43%
23.002 · Insurance-Life/AD&D/Cancer					
Cancer	0.00	7,006.84	10,000.00	(2,993.16)	70.07%
Life/AD&D	1,168.50	6,949.50	14,500.00	(7,550.50)	47.93%
Total 23.002 · Insurance-Life/AD&D/Cancer	1,168.50	13,956.34	24,500.00	(10,543.66)	56.97%
Total 522.23 · LIFE & HEALTH INSURANCE	38,044.56	226,188.23	453,900.00	(227,711.77)	49.83%
522.24 · WORKER'S COMP INSURANCE	10,676.25	93,980.00	247,000.00	(153,020.00)	38.05%
Total 522.10 · PERSONNEL SERVICES	841,679.45	3,521,953.05	7,085,444.00	(3,563,490.95)	49.71%

Englewood Area Fire Control District
2020-2021 Profit & Loss Budget Actual - Month/YTD
March 2021

	MARCH 2021	Oct 2020 - Sept 2021	YTD Budget	\$ +/- Budget	% of Budget
522.30 · FIRE CONTROL OPERATING EXPENSES					
522.31 · PROFESSIONAL SERVICES					
Legal & Fiscal Services	5,954.85	12,204.85	28,000.00	(15,795.15)	43.59%
Medical Professional Services	1,250.00	2,533.90	30,000.00	(27,466.10)	8.45%
Total 522.31 · PROFESSIONAL SERVICES	<u>7,204.85</u>	<u>14,738.75</u>	<u>58,000.00</u>	<u>(43,261.25)</u>	<u>25.41%</u>
522.32 · ACCOUNTING & AUDITING	7,500.00	10,590.00	15,000.00	(4,410.00)	70.6%
522.33 · COURT REPORTER SERVICES	0.00	0.00	600.00	(600.00)	0.0%
522.34 · OTHER SERVICES	0.00	1,562.50			
522.40 · TRAVEL & PER DIEM	343.65	343.65	10,000.00	(9,656.35)	3.44%
522.41 · COMMUNICATION SERVICES					
Cable & Internet Exp	971.83	5,733.98	12,300.00	(6,566.02)	46.62%
Cell Phone	560.62	3,465.88	8,000.00	(4,534.12)	43.32%
Communications Expense	156.56	942.14	49,520.00	(48,577.86)	1.9%
Telephone/Communication Expense	596.27	3,557.19	8,000.00	(4,442.81)	44.47%
Total 522.41 · COMMUNICATION SERVICES	<u>2,285.28</u>	<u>13,699.19</u>	<u>77,820.00</u>	<u>(64,120.81)</u>	<u>17.6%</u>
522.42 · FREIGHT & POSTAGE SERVICES	0.00	1,722.18	3,600.00	(1,877.82)	47.84%
522.43 · UTILITY SERVICES					
43.001 · Electricity	1,856.10	11,347.24	31,000.00	(19,652.76)	36.6%
43.002 · Waste Disposal/Garbage	900.23	5,367.12	11,500.00	(6,132.88)	46.67%
43.003 · Water & Sewer Utilities	784.33	4,444.34	10,000.00	(5,555.66)	44.44%
43.004 · Gas, Propane, Oil Etc	200.00	470.11	2,500.00	(2,029.89)	18.8%
Total 522.43 · UTILITY SERVICES	<u>3,740.66</u>	<u>21,628.81</u>	<u>55,000.00</u>	<u>(33,371.19)</u>	<u>39.33%</u>
522.44 · RENTALS & LEASES					
44.001 · Leased Equipment-Office	318.70	1,912.20	2,500.00	(587.80)	76.49%
44.003 · Property Tax-Rental Ad Valorem	0.00	74.65			
44.004 · Rent Expense-Station 76	833.33	4,999.98	10,000.00	(5,000.02)	50.0%
44.005 · Rental Equipment	95.00	190.00	1,000.00	(810.00)	19.0%
Total 522.44 · RENTALS & LEASES	<u>1,247.03</u>	<u>7,176.83</u>	<u>13,500.00</u>	<u>(6,323.17)</u>	<u>53.16%</u>

Englewood Area Fire Control District
2020-2021 Profit & Loss Budget Actual - Month/YTD
March 2021

	MARCH 2021	Oct 2020 - Sept 2021	YTD Budget	\$ +/- Budget	% of Budget
522.45 · DISTRICT INSURANCE'S	15,530.61	48,213.74	69,000.00	(20,786.26)	69.88%
522.46 · REPAIR & MAINTENANCE SERVICES					
46.001 · Auto & Truck Repairs & Maint	9,335.22	35,711.95	90,000.00	(54,288.05)	39.68%
46.002 · Equipment Repairs-Misc	157.81	3,258.80	12,000.00	(8,741.20)	27.16%
46.003 · Maintenance Agreements	3,040.00	11,922.50	30,000.00	(18,077.50)	39.74%
46.004 · Repairs & Maint-Bldg & Land	929.99	9,421.15	25,000.00	(15,578.85)	37.69%
46.005 · Repair & Maint-Specialty/Equip	95.68	1,442.45	15,000.00	(13,557.55)	9.62%
Total 522.46 · REPAIR & MAINTENANCE SERVICES	13,558.70	61,756.85	172,000.00	(110,243.15)	35.91%
522.47 · PRINTING & REPRODUCTION	0.00	0.00	1,000.00	(1,000.00)	0.0%
522.48 · ADVERTISING & PUBLIC RELATIONS	0.00	986.68	3,000.00	(2,013.32)	32.89%
522.49 · OTHER CURRENT CHARGES					
49.001 · Bank Service Charges	30.00	215.00	800.00	(585.00)	26.88%
49.002 · Bad Debt	650.00	307.00	10,000.00	(9,693.00)	3.07%
49.003 · Cash Over/Short	0.00	0.00			
49.004 · Collection Fees-Charlotte Cnty	0.00	74,591.54	90,000.00	(15,408.46)	82.88%
49.005 · Collection Fees-Sarasota Cnty	1,099.47	35,689.68	43,000.00	(7,310.32)	83.0%
49.006 · Computer Expense	8,590.90	25,050.48	23,000.00	2,050.48	108.92%
49.011 · Fire Fighting/Hydrant Supply	0.00	0.00	800.00	(800.00)	0.0%
49.017 · Laundering & Tailoring	0.00	384.90	3,000.00	(2,615.10)	12.83%
49.020 · Miscellaneous Services	0.00	350.00			
49.025 · Payroll Expenses	(342.00)	752.25	2,400.00	(1,647.75)	31.34%
522.49 · OTHER CURRENT CHARGES - Other	2,424.63	2,424.63	2,400.00	(1,647.75)	31.34%
Total 522.49 · OTHER CURRENT CHARGES	12,453.00	139,765.48	173,000.00	(33,234.52)	80.79%
522.51 · OFFICE SUPPLIES	239.03	2,424.31	10,000.00	(7,575.69)	24.24%

**Englewood Area Fire Control District
2020-2021 Profit & Loss Budget Actual - Month/YTD
March 2021**

	<u>MARCH 2021</u>	<u>Oct 2020 - Sept 2021</u>	<u>YTD Budget</u>	<u>\$ +/- Budget</u>	<u>% of Budget</u>
522.52 · OPERATING SUPPLIES					
52.001 · Fire & Rescue Safety Equipmt	0.00	60.38	10,000.00	(9,939.62)	0.6%
52.002 · Fuel & Petroleum Products	3,706.71	16,990.79	55,000.00	(38,009.21)	30.89%
52.003 · Janitorial & Cleaning Supplies	35.69	2,878.10	17,400.00	(14,521.90)	16.54%
52.004 · Medical Supplies & Equipment	0.00	3,104.79	5,000.00	(1,895.21)	62.1%
52.007 · Small Tools & Equipment	198.99	1,921.15	4,000.00	(2,078.85)	48.03%
52.008 · Specialized Fire Supply & Equip	0.00	1,498.00	10,000.00	(8,502.00)	14.98%
52.009 · Station Supplies-Misc	10.97	2,643.42	10,000.00	(7,356.58)	26.43%
52.010 · Uniforms & Proctective Gear	889.93	2,210.39	50,000.00	(47,789.61)	4.42%
Total 522.52 · OPERATING SUPPLIES	4,842.29	31,307.02	161,400.00	(130,092.98)	19.4%
522.54 · BOOKS, PUBLICATIONS & MEMBRSHPS	184.00	9,897.80	8,500.00	1,397.80	116.45%
522.55 · TRAINING & EDUCATIONAL					
55.001 · Commissioner Train/Meet/Travel	2,939.00	3,009.00	8,500.00	(5,491.00)	35.4%
55.002 · Employee Training & Meeting Exp	3,676.80	5,619.74	15,000.00	(9,380.26)	37.47%
Total 522.55 · TRAINING & EDUCATIONAL	6,615.80	8,628.74	23,500.00	(14,871.26)	36.72%
Total 522.30 · FIRE CONTROL OPERATING EXPENSES	75,744.90	374,442.53	854,920.00	(480,477.47)	43.8%
526.00 · AMBULANCE & RESCUE SERVICES					
526.30 · AMBULANCE/RESCUE OPERATING EXP					
526.52 · ALS OPERATING SUPPLIES	598.28	598.28	598.28		
Total 526.30 · AMBULANCE/RESCUE OPERATING EXP	598.28	598.28	598.28		
Total 526.00 · AMBULANCE & RESCUE SERVICES	598.28	598.28	598.28		

Englewood Area Fire Control District
2020-2021 Profit & Loss Budget Actual - Month/YTD
March 2021

	MARCH 2021	Oct 2020 - Sept 2021	YTD Budget	\$ +/- Budget	% of Budget
522.70 · DEBT SERVICE PAYMENTS					
70.150 · Debt Exp-NP SB #7808-Admin Refi	3,904.69	23,428.14	46,857.00	(23,428.86)	50.0%
70.300 · Debt Exp-NP 5/3 Bank #0059 -TF	4,168.32	25,009.92	50,020.00	(25,010.08)	50.0%
70.700 · Debt Exp-Govt Leasing-20374 Sutp	0.00	0.00	130,700.00	(130,700.00)	0.0%
70.900 · Debt Exp-Govt Lsng 3 Engines	0.00	0.00	154,000.00	(154,000.00)	0.0%
Total 522.70 · DEBT SERVICE PAYMENTS	8,073.01	48,438.06	381,577.00	(333,138.94)	12.69%
TOTAL EXPENSES					
	926,095.64	3,945,431.92	8,321,941.00	(4,376,509.08)	47.41%
NET INCOME/EXPENSE	(674,583.22)	3,644,174.25	194,770.00	3,449,404.25	1,871.01%
OTHER INCOME					
342.400 · EMERGENCY MGMT SERVICES	200.00	400.00			
366.000 · CONTRIBUTIONS & DONATIONS	100.00	825.00			
369.900 · OTHER MISC REVENUES	191.41	5,506.43			
386.000 · INTRAGOV'T TRANSFER Training Facility Reimbursmts	0.00	153.90			
Total 386.000 · INTRAGOV'T TRANSFER	0.00	153.90			
TOTAL OTHER INCOME	491.41	6,885.33			

**Englewood Area Fire Control District
2020-2021 Profit & Loss Budget Actual - Month/YTD
March 2021**

	MARCH 2021	Oct 2020 - Sept 2021	YTD Budget	\$ +/- Budget	% of Budget
<u>OTHER EXPENSE</u>					
<u>522.60 · CAPITAL OUTLAY</u>					
60.001 · Auto & Truck-Capital Purchases	43,730.23	83,420.24			
60.002 · Furniture/Fixture/Equip	779.95	9,100.36	20,000.00	(10,899.64)	45.5%
60.003 · R & M-Leasehold/Capital Imprvmt	4,955.00	4,955.00			
Total 522.60 · CAPITAL OUTLAY	49,465.18	97,475.60	20,000.00	77,475.60	487.38%
<u>522.90 · OTHER USES</u>					
<u>91.000 · INSTRAGOV'T TRANSFERS</u>					
General Operating Reserve	0.00	0.00	19,770.00	(19,770.00)	0.0%
Specialty Equipmt Reserve	0.00	0.00	100,000.00	(100,000.00)	0.0%
Training Ctr Reimb Costs	0.00	116.38			
Vehicle Reserve Expenses +/-	0.00	0.00	50,000.00	(50,000.00)	0.0%
Total 91.000 · INSTRAGOV'T TRANSFERS	0.00	116.38	169,770.00	(169,653.62)	0.07%
<u>99.000 · OTHER USES-MISC</u>					
Hurricane Expense	0.00	0.00	5,000.00	(5,000.00)	0.0%
Total 99.000 · OTHER USES-MISC	0.00	0.00	5,000.00	(5,000.00)	0.0%
Total 522.90 · OTHER USES	0.00	116.38	174,770.00	(174,653.62)	0.07%
<u>TOTAL OTHER EXPENSE</u>					
NET OTHER INCOME/EXPENSE	49,465.18	97,591.98	194,770.00	(97,178.02)	50.11%
	(48,973.77)	(90,706.65)	(194,770.00)	104,063.35	46.57%
TOTAL NET INCOME/EXPENSE	(723,556.99)	3,553,467.60	0.00	3,553,467.60	100.0%

PREPARED BY: Jolanda DeWaard DATE 4/15/21
 Jolanda DeWaard, Office Mgr/Bookkeeper

REVIEWED BY: [Signature] DATE 4/28/21
 Kevin Easton, Fire Chief

SUBMITTED BY: [Signature] DATE 4/28/21
 William Kimberlin, Secretary-Treasurer